





































Rank		Company	Country	Sectors	Arms sales (US\$ m.)		Total sales, 2010 (US\$ m.)	Arms sales as share of total sales, 2010 (%)	Total profit, 2010 (US\$ m.)	Total employment, 2010
2010	2009				2010	2009				
1	1	Lockheed Martin		Aircraft, Electronics, Missiles, Space	35 730	33 430	45 803	78	2 926	132 000
2	2	BAE Systems		Aircraft, Artillery, Electronics, Missiles, Military vehicles, Small arms/ammunition, Ships	32 880	32 540	34 609	95	1 671	98 200
3	3	Boeing		Aircraft, Electronics, Missiles, Space	31 360	32 300	64 306	49	3 307	160 500
4	4	Northrop Grumman		Aircraft, Electronics, Missiles, Ships, Space	28 150	27 000	34 757	81	2 053	117 100
5	5	General Dynamics		Artillery, Electronics, Military vehicles, Small arms/ammunition, Ships	23 940	23 380	32 466	74	2 624	90 000
6	6	Raytheon		Electronics, Missiles	22 980	23 080	25 183	91	1 879	72 400
8	8	BAE Systems Inc. (BAE Systems, UK)		Artillery, Electronics, Military vehicles, Small arms/ammunition	17 900	19 280	17 903	100	1 966	46 900
7	7	EADS		Aircraft, Electronics, Missiles, Space	16 360	15 930	60 599	27	732	121 690
8	8	Finmeccanica		Aircraft, Artillery, Electronics, Missiles, Military vehicles, Small arms/ammunition	14 410	13 280	24 762	58	738	75 200
9	9	L-3 Communications		Electronics, Services	13 070	13 010	15 680	83	955	63 000
10	10	United Technologies		Aircraft, Electronics, Engines	11 410	11 110	54 326	21	4 711	208 220
11	11	Thales		Artillery, Electronics, Missiles, Military vehicles, Small arms/ammunition, Ships	9 950	10 200	17 384	57	60	63 730
12	12	SAIC		Services, Components (Military vehicles)	8 230	8 030	11 117	74	618	43 400
13	27	Oshkosh Truck		Military vehicles	7 080	2 770	9 842	72	790	12 400
14	13	Computer Sciences Corp.		Services	5 940	6 050	16 042	37	759	91 000
15	14	Honeywell		Electronics	5 400	5 380	33 370	16	2 022	130 000

Rank	Company	Country	Products	2018 Revenue (\$B)	2019 Revenue (\$B)	2020 Revenue (\$B)	Change 2019-2020 (%)	Change 2020-2021 (%)	2021 Revenue (\$B)
16	Safran		Electronics	4 800	4 740	14 252	34	673	54 260
8	Sikorsky (United Technologies)		Aircraft	4 530	3 980	6 684	68	..	18 000
17	Rolls-Royce		Engines	4 330	4 260	16 794	26	839	38 900
18	General Electric		Engines	4 300	4 700	150 211	3	11 644	287 000
8	Pratt & Whitney (United Technologies)		Engines	4 080	3 940	12 935	32	..	35 000
19	ITT Corp.		Electronics	4 000	4 730	10 995	36	654	40 000
20	Almaz-Antei[a]		Missiles	3 950	3 260	4 436	89	24	88 700
8	MBDA (BAE Systems, UK/EADS, trans-European/Finmeccanica, Italy)		Missiles	3 710	3 610	3 709	100	219	10 010
21	United Aircraft Corp.[a]		Aircraft	3 440	2 710	4 222	82	-639	95 900
22	DCNS		Ships	3 320	3 340	3 315	100	181	12 500
23	KBR[b]		Services	3 310	4 990	10 099	33	327	35 000
24	URS Corp.		Electronics	3 030	2 770	9 177	33	288	47 000
25	Mitsubishi Heavy Industries[c]		Aircraft, Missiles, Military vehicles, Ships	2 960	2 810	33 080	9	343	68 820
8	Eurocopter Group (EADS, trans-European)		Aircraft	2 940	3 050	6 397	46	..	16 760
8	AgustaWestland (Finmeccanica)		Aircraft	2 920	2 800	4 827	61	273	13 570
26	Alliant Techsystems		Small arms/ammunition	2 870	2 810	4 842	59	313	15 000
27	Rockwell Collins		Electronics	2 860	2 580	4 665	61	561	20 000
28	Saab		Aircraft, Electronics, Missiles	2 780	2 640	3 390	82	63	12 540
29	Babcock International Group		Services, Ships, Other	2 770	2 010	4 475	62	162	27 340
30	Textron		Aircraft, Electronics, Engines, Military vehicles	2 740	2 570	10 525	26	86	32 000
31	Rheinmetall		Artillery, Electronics, Military vehicles, Small arms/ammunition	2 660	2 640	5 283	50	230	19 980
32	Hewlett-Packard		Services	2 570	1 580	126 033	2	8 761	324 600
33	ManTech International Corp.		Services	2 490	1 920	2 604	96	125	10 100
34	Hindustan Aeronautics		Aircraft, Missiles	2 480	2 130	2 756	90	..	..
35	Elbit Systems		Electronics	2 480	2 700	2 607	95	183	12 320
8	EADS Astrium (EADS, trans-European)		Space	2 450	2 400	6 626	37	..	15 340
36	Navistar		Military vehicles	2 410	2 800	12 145	20	223	18 700
37	Israel Aerospace Industries		Aircraft, Electronics, Missiles	2 400	2 030	3 150	76	94	16 000
38	DynCorp International		Services	2 390	2 650	2 397	74	9	22 000

38	38	(Cerberus Capital)[d]		Services	2 330	2 630	3 367	77	−9	23 600
39	40	CACI International		Services	2 320	2 080	3 149	74	107	13 100
40	36	Cobham		Components (Aircraft, Electronics)	2 260	2 260	2 941	77	298	11 640
41	44	Goodrich		Components (Aircraft)	2 230	2 010	6 967	11	579	16 300
42	37	CEA		Other	2 200	2 160	5 485	40	90	15 850
S	S	MBDA France (MBDA, trans-European)		Missiles	2 190	1 740	2 187	100	219	4 300
43	48	Harris		Electronics	2 130	1 900	5 206	41	562	15 800
44	39	Serco		Services	2 130	2 110	6 688	32	243	70 000
45	45	Navantia		Ships	2 010	1 980	2 102	96	−61	5 230
46	55	Indian Ordnance Factories[e]		Artillery, Small arms/ammunition	1 960	1 440	2 451	80	...	...
S	S	Alenia Aeronautica (Finmeccanica)		Aircraft	1 920	1 810	2 861	67	58	10 050
47	73	Vertolety Rossii (OPK Oboronoprom)[a]		Aircraft	1 910	810	2 677	71	204	38 490
48	20	AM General[f]		Military vehicles	1 900	3 720	...	...	...	2 500
49	53	ST Engineering (Temasek)		Aircraft, Electronics, Military vehicles, Small arms/ammunition, Ships	1 750	1 450	4 384	40	360	6 570
50	49	QinetiQ		Services	1 730	1 770	2 512	69	−98	13 080
51	–	United Shipbuilding Corp.[a]		Ships	1 650	...	2 359	70	...	71 280
52	50	Krauss-Maffei Wegmann[g]		Military vehicles	1 590	1 630	1 693	94	391	...
53	62	Kongsberg Gruppen		Electronics, Missiles, Small arms/ammunition	1 500	1 090	2 564	58	248	5 680
54	53	Rafael		Aircraft, Missiles, Small arms/ammunition, Other	1 470	1 570	1 500	98	...	6 500
55	57	Nexter		Artillery, Military vehicles, Small arms/ammunition	1 430	1 230	1 425	100	217	2 700
S	S	BAE Systems Australia (BAE Systems, UK)		Aircraft, Ships	1 380	1 090	1 376	100	...	6 500
S	S	Sukhoi (United Aircraft Corp.)[a]		Aircraft	1 360	1 440	1 466	93	53	26 900
56	44	ThyssenKrupp		Ships	1 340	1 980	56 452	2	1 228	177 350
S	S	Irkut Corp. (United Aircraft Corp.)[a]		Aircraft	1 330	1 060	1 548	86	56	14 030
57	–	IHI Group[c]		Engines, Ships	1 330	280	13 526	10	339	26 040
58	36	Agility		Services	1 310	2 480	5 596	23	87	22 000
59	89	Fluor[h]		Services	1 300	710	20 849	6	358	39 230
60	59	Samsung		Artillery, Electronics, Engines, Military vehicles, Ships	1 290	1 170	133 756	1	13 967	344 000

61	55	Groupe Dassault		Aircraft	1 270	1 360	5 546	23	523	11 490
62	91	United Engine Corp.[a]		Engines	1 250	680	2 805	44	92	69 580
S	–	Sevmash (United Shipbuilding Corp.)[a]		Ships	1 240	530	1 381	90	–23	...
63	64	Diehl	 	Missiles, Small arms/ammunition	1 210	1 070	3 609	34	29	13 570
64	46	Mitsubishi Electric[c]		Electronics, Missiles	1 160	1 950	41 528	3	1 419	114 440
65	–	Triumph Group		Aircraft, Components (Other), Services	1 080	480	2 905	37	150	12 100
S	S	Thales Nederland (Thales, France)	 	Electronics	1 060	880	1 062	100	52	...
66	60	GKN		Components (Aircraft)	1 050	1 110	8 391	13	502	39 900
S	S	Samsung Techwin (Samsung)		Artillery, Electronics, Engines, Military vehicles	1 030	930	2 249	46	...	...
67	69	Jacobs Engineering Group[j]		Services	1 020	880	9 915	10	246	38 500
68	59	Kawasaki Heavy Industries[c]		Aircraft, Engines, Missiles, Ships	1 020	1 110	13 978	7	296	32 710
69	68	TRV Corp.[a]		Missiles	1 010	910	1 120	90	62	...
70	77	NEC[c]		Electronics	980	770	35 491	3	–143	115 840
71	67	Bharat Electronics	 	Electronics	970	920	1 214	80	...	11 100
72	66	Moog		Components (Electronics, Missiles)	960	920	2 114	46	108	10 120
73	71	Fincantieri	 	Ships	940	860	3 809	25	–164	10 210
S	S	IHI Marine United (IHI Group)[c]		Ships	890	...	2 163	41	15	...
74	80	Chemring Group		Small arms/ammunition	890	750	923	96	103	4 280
75	74	Ultra Electronics		Electronics	880	810	1 097	80	102	4 150
76	87	CAE		Electronics	840	710	1 582	53	165	7 500
77	84	RUAG		Aircraft, Artillery, Engines, Small arms/ammunition	830	730	1 722	48	88	7 720
S	S	Selex Galileo (Finmeccanica)	 	Electronics	820	770	899	91	45	2 690
78	61	Shaw Group[j]		Services	810	1 100	7 001	12	93	27 000
79	81	LIG Nex1		Electronics	810	750	822	99	35	...
80	70	Precision Castparts Corp.		Components (Aircraft)	810	880	6 220	13	1 015	18 300
81	86	Cubic Corp.		Components (Electronics), Services	810	710	1 194	68	71	6 100
82	75	Meggitt		Components (Aircraft, Electronics), Other	780	810	1 796	44	215	7 370
83	–	Hawker Beechcraft		Aircraft	780	600	2 805	28	204	6 800

84	65	Indra		Electronics	780	940	3 387	23	249	28 610
85	79	Curtiss-Wright Corp.		Components (Aircraft, Ships)	780	760	1 893	41	107	7 600
86	83	Alion Science and Technology		Services	770	740	834	93	-15	3 100
87	95	Aselsan		Electronics	760	640	792	97	160	4 010
S	S	Selex Communications (Finmeccanica)		Components (Electronics, Other)	750	810	943	80	30	4 140
88	90	Mitre[k]		Services	740	700	1 310	57	..	7 540
89	76	Uralvagonzavod[a]		Military vehicles	730	800	1 814	40	188	27 930
90	78	SRA International		Electronics	700	760	1 667	42	18	7 100
91	98	Esterline Technologies		Components (Artillery, Aircraft, Small arms/ammunition, Ships)	690	640	1 527	45	142	8 980
92	-	MMPP Salyut[a]		Components (Aircraft)	690	490	721	95	..	..
S	S	Thales Australia (Thales, France)		Artillery, Electronics, Missiles, Military vehicles, Small arms/ammunition, Ships	680	630	681	100	..	3 300
93	72	VSE Corp.		Services	680	840	866	78	24	2 900
94	-	Embraer		Aircraft	670	470	5 364	12	346	17 150
95	85	Teledyne Technologies		Electronics	670	720	1 644	41	121	9 200
96	93	Patria		Aircraft, Military vehicles, Small arms/ammunition	660	660	747	88	5	3 400
97	64	Force Protection		Military vehicles	660	980	656	100	15	1 280
98	99	AAR Corp.		Services	650	610	1 352	48	45	5 800
99	100	GenCorp		Electronics, Engines	650	610	838	77	7	3 140
S	S	MBDA Italia (MBDA, trans-European)		Missiles	640	610	644	100	7	1 260
100	82	MTU Aero Engines		Engines	640	740	3 586	18	188	7 670
S	S	Raytheon Australia (Raytheon, USA)		Components (Aircraft), Services	640	490	641	100	..	1 350